

Fiber Power Unit

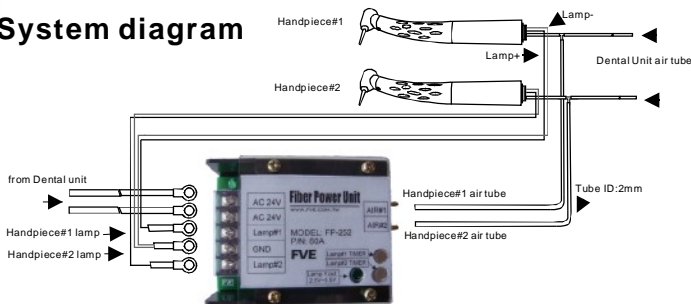
FP-252



Compact unit for illumination Control of 2 Optic Handpieces and /or Motors.
For integrating into All Dental Equipment.

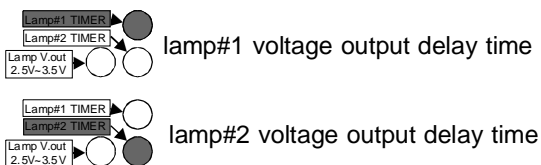
Professional in Dentistry

System diagram



Operation

lamp voltage output



About FP-252

Special integrated circuit to increase the bulb life time. Illumination intensity is adjustable individually for 2 optic handpieces.



Automatic activation of handpiece illumination. Illumination delay time (adjustable between 0.5~4.5 seconds) can be set individually for 2 handpieces.

Illumination can remain active after the handpiece has stopped rotation.

Simple installation into any brand of new or existed dental unit

Specification

Input Voltage: AC24V +/- 10%
Input Air Flow: 2kg/cm²~3kg/cm²
Output Voltage: DC 3v +/- 10% / 700mA (max. 750mA)
Weight: 140g
Dimension: 92mm(L)x65mm(W)x40mm(H)

FINE VISION ELECTRONICS CO.,LTD.

11/F.,NO-123-8,HSING TE ROAD,
SANCHUNG CITY,TAIPEI COUNTY,
TAIWAN R.O.C.

TEL:+886 2 8512 3668 FAX:+886 2 8512 3678

E-mail: info@finevision.com.tw

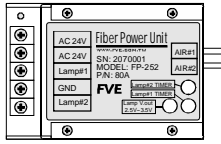
Web site: www.finevision.com.tw

Fiber Power Unit (FP-252) installaton

WWW.FINEVISION.COM.TW

1.Scope of Supply

a) FP-252 Fiber Power Unit x1



b) accessory parts



R type terminal x4

M3x5 screw x4

2.Specification

Input Voltage: AC24V+/- 10%

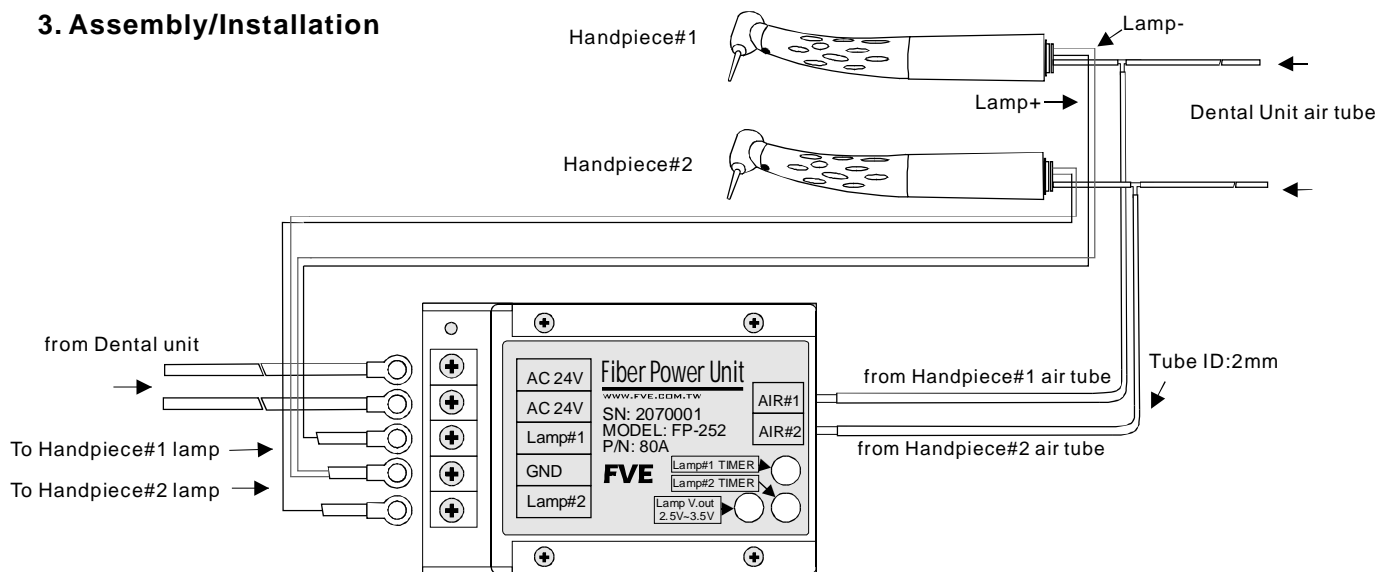
Input Air Flow: 2kg/cm²~3kg/cm²

Output Voltage: DC 3.0 +/- 10% / 700mA (max. 750mA)

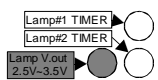
Weight: 140g

Dimension: 92mm(L)x65mm(W)x40mm(H)

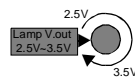
3. Assembly/Installation



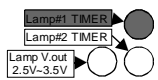
4.Operation



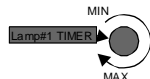
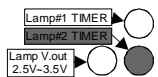
At first, adjust lamp voltage output carefully, please refer to your handpiece tool user manual, To fit correct voltage please use a screw driver (+) at Lamp V.out 3.0v +/- 10% hole. if output voltage setting be wrong will damage the handpiece light bulb.



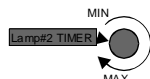
adjust lamp voltage output



Two independent adjustable timer, The timer working range is from 0 to 15 sec , you can adjust the timer for your setting. When the handpiece act and Power Unit light up the bulb, the handpiece shut down and power unit act until times time up and shut down. To adjust timer please use a screw driver (+) at TIMER hole.



adjust lamp#1 voltage output delay time



adjust lamp#2 voltage output delay time

FINE VISION ELECTRONICS CO.,LTD.

11/F.,NO-123-8,HSING TE ROAD,
SANCHUNG CITY,TAIPEI COUNTY,
TAIWAN R.O.C.

TEL:+886 2 8512 3668 FAX:+886 2 8512 3678

E-mail: info@finevision.com.tw

Web site: www.finevision.com.tw